



# ARCHITECTURE GUIDE

This guide is meant solely as an aid and quick reference for determining architecture styles.

*A special thank you to all of the REALTORS who allowed the use of their photos for the making of this guide.*



## A-FRAME

“An A-frame house is an architectural house style featuring steeply-angled sides (roofline) that usually begin at or near the foundation line, and meet at the top in the shape of the letter A. An A-frame ceiling can be open to the top rafters.”



Photo Courtesy of Linda Lewis-Ryan

## ARTS AND CRAFTS



Photo Courtesy of Laura Fetherolf and Deborah Levinson

“A Craftsman (of the American Craftsman style or the American Arts and Crafts movement) is a simple (not ornate) structure with low-pitched roof lines and with common features to include: a gabled or hipped roof; deeply overhanging eaves; exposed rafters or decorative brackets under eaves; a front porch beneath the extension of the main roof; tapered, square columns supporting the roof; 4-over-1 or 6-over-1 double-hung windows; and hand-crafted stone or woodwork. Some can also feature Frank Lloyd Wright design motifs.”



# BARN



BARN

Photos Courtesy of Patrice C. Melluzzo

A “Barn” home is one that resembles a barn or a barn that has been converted into a living space.

# BUNGALOW

“A Bungalow has either a single-story or has a second story built into a sloping roof, usually with dormer windows (one-and-a-half stories). Full vertical walls are therefore only seen on one story, at least on the front and rear elevations. Usually the buildings are relatively small.”



BUNGALOW

Photo Courtesy of Kim Gordnier

# CABIN



Photo Courtesy of Mary Laurin Blair

# CABIN

A Cabin is a small shelter or house made of wood that is typically situated in a wild or remote area. A cabin may also be referred to as a cottage, log cabin, shack, chantey, or hut.




Photo Courtesy of Robert Librizzi

## CAPE

“A Cape is traditionally characterized by a low, broad frame building, generally a story and a half high, with a steep, pitched roof with end gables, a large central chimney and very little ornamentation. Traditional Cape Cod houses are very simple: symmetrically designed with a central front door surrounded by two multi-paned windows on each side.”

## COLONIAL


“American colonial architecture includes several building design styles associated with the colonial period of the United States, including First Period English (late-medieval), French Colonial, Spanish Colonial, Dutch Colonial and Georgian. Some Colonial buildings include details such as steep roofs, small casement leaded glass windows, rich ornamentation, and a massive central chimney. To maximize natural light in northern climes, early houses faced southeast, regardless of a building's alignment to the road.”



Photo Courtesy of Dan Alden



Photos Courtesy of Gladys Montgomery



## CONTEMPORARY

“Contemporary architecture is, in broad terms, the architecture of the present day.

The term contemporary architecture is also applied to a range of styles of recently built structures and space which are optimized for current use.”



Photo Courtesy of Gladys Montgomery & Patrice Melluzzo

“Even though a precise definition of the term is difficult to articulate, contemporary homes typically include an irregular or unusually shaped frame, an open floor plan, oversized windows, and the use of "green" and repurposed components. Such homes also often have an organic design, fitting into the surrounding space and meeting an immediate need in the area.”

"What Is Contemporary Architecture?" WiseGEEK. N.p., n.d. Web. 14 Aug. 2014.



Photo Courtesy of Donna Gamble



Photo Courtesy of Wendy Casey

## CARRIAGE HOUSE

“A Carriage house is a building, usually historic, but possibly built in that style, that once housed carriages. Often they have a second floor. Most often they were separate from the stable, but sometimes contained horse stalls and tack rooms also. Most typical are Victorian-era, but they can be brick or wood shingle or clapboard, Tudor or Shingle Style, or just wood frame. Sometimes they have been converted into homes or are ancillary buildings on larger properties, where they may be guest houses too.”

~ Gladys Montgomery



Photo Courtesy of Gladys Montgomery & Steven J. Weisz

## COTTAGE

“A cottage is, typically, a small house. The word comes from England where it originally was a house that has a ground floor, with a first, lower story of bedrooms which fit within the roof space. In many places the word cottage is used to mean a small, old-fashioned house. In modern usage, a cottage is usually a modest, often cozy dwelling, typically in a rural or semi-rural location.”



Photo Courtesy of Henry A Hagenah

## DOME

“A dome is an element of architecture that resembles the hollow upper half of a sphere. Dome structures can be made of various materials.”



Photo Courtesy of Cindy Welch

# FEDERAL

“Graceful details distinguish Federal homes from the pragmatic Georgian Colonial style.

American Federal houses have many of these features: low-pitched roof, or flat roof with a balustrade; windows arranged symmetrically around a center doorway; semicircular fanlight over the front door; narrow side windows flanking the front door; decorative crown or roof over front door; tooth-like dentil moldings in the cornice; Palladian window; circular or elliptical windows; shutters; decorative swags and garlands; and oval rooms and arches.”

(Source: Jackie Craven, <http://architecture.about.com/>)



Photo Courtesy of Gladys Montgomery & Jeffrey M. Loholdt

# GAMBREL/DUTCH

A Gambrel/Dutch features a “symmetrical two-sided roof with two slopes on each side. The upper slope is positioned at a shallow angle, while the lower slope is steep. This design provides the advantages of a sloped roof while maximizing headroom inside the building's upper level and shortening what would otherwise be a tall roof.”



Photo Courtesy of Mary Laurin Blair



Photo Courtesy of Terry Harron-Lamb



Photo Courtesy of Timothy Lovett

## GARRISON

“A garrison is an architectural style of house, typically two stories with the second story overhanging in the front. The traditional ornamentation is four carved drops (pineapple, strawberry or acorn shape) below the overhang. Garrisons usually have an exterior chimney at the end.

Older versions have casement windows with small panes of glass, while later versions have double-hung windows. The second-story windows often are smaller than those on the first floor. Dormers often break through the cornice line.”

## GREEK REVIVAL



Photo Courtesy of Mimi Harson

“With details reminiscent of the Parthenon, stately, pillared Greek Revival homes reflect a passion for antiquity. Greek Revival houses usually have these features:

pedimented gable, symmetrical shape, heavy cornice, wide, plain frieze, and bold, simple moldings. Many Greek Revival houses also have these features: entry porch with columns, decorative pilasters, and narrow windows around the front door.”

(Source: Jackie Craven, <http://architecture.about.com/>)



## HISTORIC

“A historic house can be a stately home, the birthplace of a famous person, or a house with an interesting history or architecture.... What makes a historic home significant is often its architecture or its significance to the culture or history of an area.”



## HISTORIC

Photo Courtesy of Cindy Welch



## LOG HOUSE

“A log house (or log home) is structurally identical to a log cabin (a house typically made from logs that have not been milled into conventional lumber). The term "log cabin" is not preferred by most contemporary builders, as it generally refers to a smaller, more rustic log house such as a hunting cabin in the woods, or a summer cottage.”

### “Construction methods:

- Scandinavian Full-Scribe (also known as the "chinkless method") is naturally-shaped, smoothly-peeled (drawknifed) logs which are scribed and custom-fitted to one another. They are notched where they overlap at the corners, and there are several ways to notch the logs.
- In the flat-on-flat method, logs are flattened on the top and bottom and then stacked (usually with butt-and-pass corners).
- Milled log houses are constructed with a tongue-and-groove system which helps align one log to another and creates a system to seal out the elements.
- With the tight-pinned butt and pass method, the logs are not notched or milled in any way. They are in a single course and do not overlap; vertical pairs of logs are fastened with tight, load-bearing steel pins.”


Photo Courtesy of Donna Gamble

## NEW ENGLAND FARM HOUSE



Photo Courtesy of Terry Harron-Lamb

A “simple, symmetrical, early-American house, often with a steeply inclined roof and white siding”. It can be characterized by having attached parts to the main living quarters, such as connected kitchen areas, barns, storage, etc.



Photos Courtesy of Bruce S. Cumsky

## POST AND BEAM

“Post and beam is a general term for building with heavy timbers. More specific types of post and beam framing are:

- Timber framing - Traditional timber framing, often simply called timber framing, is an ancient traditional method of building using wooden joinery held together with pegs, wedges and rarely iron straps. Half-timbering is a notable type of timber framing common in parts of Europe.
- Post and lintel - A simple form of framing with lintels resting on top of posts
- Pole building framing also called post-frame construction”

# WHAT KIND OF RANCH IS IT?!

## RANCH

“Ranch-style housing is a domestic architectural style originating in the United States. The ranch house is noted for its long, close-to-the-ground profile, and minimal use of exterior and interior decoration. The houses fuse modernist ideas and styles with notions of the American Western period’s working ranches to create a very informal and casual living style.

The following features are considered key elements of the original ranch house style, although not all ranch houses contain all of them: single story; long, low roofline; asymmetrical rectangular, L-shaped, or U-shaped design; simple, open floor plans; living areas separate from the bedroom(s) area; attached garage; sliding glass doors opening onto a patio; large windows, often decorated with shutters; vaulted ceilings with exposed beams; exteriors of stucco, brick and wood and glass; large overhanging eaves; cross-gabled, side-gabled or hip roof; simple and/or rustic interior and exterior trim; and aluminum windows (usually replaced), popular in the 1950s and 1960s.”

(“Ranch-style House.” Wikipedia. Wikimedia Foundation, 08 June 2014. Web. 12 Aug. 2014.)



Photo Courtesy of Michele M Rohlfs



Photo Courtesy of Anne B. Meczywor



# WHAT KIND OF RANCH IS IT?!

## RAISED RANCH

"In this variation of the Ranch Style, the home has two stories. The lower story is at ground level or partially submerged below grade. From the main entrance, a full flight of stairs leads to the main living areas on the upper level.



Raised Ranch style houses have many of these features: two stories; attached garage; partially submerged basement with finished rooms and windows; low-pitched gable roof; asymmetrical; large windows: double-hung, sliding, and picture; sliding glass doors leading to a back yard patio, and little decorative detailing, aside from decorative shutters and porch-roof supports. Split-level homes may also be described as a variation on the Raised Ranch style. However, a true Raised Ranch has only two levels, while a split-level home has three stories or more." (Source: Jackie Craven, <http://architecture.about.com/>)

## EMBANK RANCH

An Embank Ranch (Embankment Ranch) is a Ranch Style home that has been built into an embankment/ hill to some degree, "such that the full size of the house is not evident from the curb".



Photos Courtesy of Kathleen Hazelett


## ROW HOUSE

“In architecture and city planning, a terrace(d) house, terrace, row house, linked house or townhouse (though the last term can also refer to patio houses) is a style of medium-density housing that originated in Europe in the 16th century, where a row of identical or mirror-image houses share side walls.”



ROW HOUSE

Photo Courtesy of Barbara DeMers



SALTBOX

Photo Courtesy of Freddy Friedman

## SALTBOX

“A saltbox is a building with a long, pitched roof that slopes down to the back, generally a wooden frame house. A saltbox has just one story in the back and two stories in the front. The flat front and central chimney are recognizable features, but the asymmetry of the unequal sides and the long, low rear roof line are the most distinctive features of a saltbox, which takes its name from its resemblance to a wooden lidded box in which salt was once kept.”



# SPLIT LEVEL



Photo Courtesy of Andy Perenick

“A split level home (also called a tri-level home) is a style of house in which the floor levels are staggered, so that the "main" level of the house (e.g. the level that usually contains the front entry), is partway between the upper and lower floors. The main level typically contains common living areas (a living room, kitchen, dining, and/or family room)....

There are typically two short sets of stairs, one running upward to a bedroom level, and one going downward toward a basement area. The basement level is usually finished off, and often contains additional living areas (most often, a family room, an office and/or a hobby or playroom), as well as, frequently, laundry facilities and other utilities. The basement level often also features a garage, and is usually level with the driveway. Beneath the main level (downward from the basement level) is usually crawl space, or sometimes additional basement space, which is frequently unfinished.”

# TUDOR

“Heavy chimneys and decorative half-timbering give Tudor style houses a Medieval flavor. The Tudor style is sometimes called Medieval Revival.

Tudor style homes have many of these features: decorative half-timbering; steeply pitched roof; prominent cross gables; tall, narrow windows; small window panes; and massive chimneys, often topped with decorative chimney pots.”

(Source: Jackie Craven, <http://architecture.about.com/>)




Photo Courtesy of Chuck Gillett



# TIMBER FRAME

“Timber framing and ‘post-and-beam’ construction are methods of building with heavy timbers rather than “dimension lumber” such as 2"x4"s. Traditional timber framing is the method of creating structures using heavy, squared-off and carefully fitted and joined timbers with joints secured by large wooden pegs (larger versions of the mortise and tenon joints in furniture). Three basic types of timber frames in English-speaking countries are the box frame, cruck frame, and aisled frame.”



Photos Courtesy of Donna Gamble



# VICTORIAN

Victorian homes are typically two to three stories and are usually large and imposing. They typically feature a wood or stone exterior. “The majority of Victorian styles use wood siding, but the Second Empire and Romanesque styles almost always have outer walls made of stone.” They are of a “complicated, asymmetrical shape. Unlike the boxy Greek revival style, Victorian homes have wings and bays in many directions.” They feature decorative trim. “Commonly called ‘gingerbread’, Victorian homes are usually decorated with elaborate wood or metal trim.” They may feature textured wall surfaces. “Scalloped shingles, patterned masonry or half-timbering are commonly used to dress up Victorian siding.”



They may “feature a steep, multi-faceted roof or Mansard roof. Victorian homes often have steep, imposing rooflines with many gables facing in different directions. The Second Empire Victorian style has a flat-topped Mansard roof with windows in the side to allow for maximum space inside the house.” They typically feature a one-story porch. “A large, wrap-around porch with ornamental spindles and brackets is common, especially in the Queen Anne style.” Towers are also common. “Some high-end Victorian homes are embellished with a round or octagonal tower with a steep, pointed roof.” They may also feature vibrant colors. “Before the Victorian era, most houses were painted all one color, usually white or beige. By 1887, bright earth tones like burnt sienna and mustard yellow were in vogue.”

Gray, Liz. "Victorian Architecture | Home Styles | HGTV FrontDoor." Victorian Architecture | Home Styles | HGTV FrontDoor. Scripps Networks, LLC., n.d. Web. 15 Aug. 2014.





## DISCLAIMER:

This guide is meant solely as an aid and quick reference for determining home styles.

All information is quoted from wikipedia.org unless otherwise noted.  
Wikipedia. Wikimedia Foundation, n.d. Web. 12 Aug. 2014.

Please accompany use of this information with your own research and expertise.

Photo Courtesy of Anne B. Meczywor